



## **markilux 620 tracfix**

**Vertical cassette blind with tracfix system – particularly stable in windy conditions – without cover gap – optionally with insect screen**

rated to wind resistance class 3 according to EN 13561 corresponding to Beaufort force 6. Above and beyond the European standard, the wind stability can be guaranteed to Beaufort force 8



standard version with awning fabric – when fully extended the guide rails do not extend past the bottom profile



optionally with closed frame at the bottom, which simplifies installation in the case of face fixture



optionally with fly screen in a separate cassette which closes off the frame at the bottom

## Design Features

vertical blind; ideal protection from the sun and prying eyes

attractive, completely closed appearance with no annoying gap between the blind cover and guide rails

compact, square and discreet, the cassette profile made of extruded aluminium is only 110 mm high and 95 mm deep

when retracted both the cover and the optional fly screen are protected from the weather by their cassettes, which enclose them completely

the fixing screws are hidden at the front by a second profile that is simply clipped on

no visible cover seam at the bottom profile

## Technical Specification

with tracfix system – during extension the blind cover or fly screen is connected laterally to the guide rails

the awning cover is guided along sturdy aluminium guide rails; the partly elastic interior track ensures optimum cover tension and noise minimisation in windy conditions

fixture of the guide rails directly to the wall, the window frame or the reveal

when fully open the rails do not extend past the front profile

motor drive operation as standard

when fitted with a fly screen the frame is closed at the bottom

## Optional Accessories

optionally fitted with a fly screen, which can be found in the integrated fabric cassette for the fly screen at the bottom



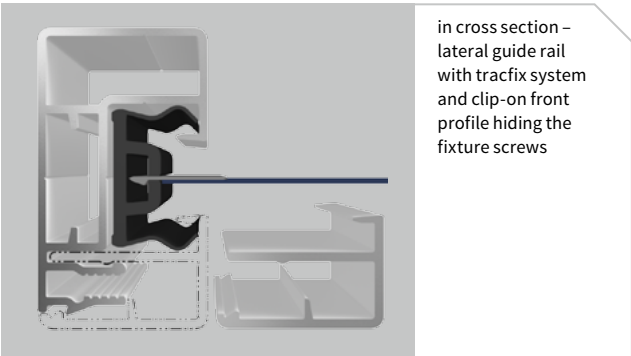

the tension in the fly screen is provided by an internal spring mechanism

the frame can be closed at the bottom with an additional end profile – in which case the bottom profile is equipped with a brush seal

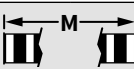
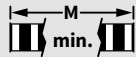



radio-controlled motor with radio remote control for ease of use

an easily installed, radio control light and wind sensor guarantees comfort and a degree of safety

awning available in non-standard RAL colours





## Dimensions and configuration options

														
		75	100	125	150	175	200	225	250	275			300	
		60.5 75	76 100	101 125	126 150	151 175	176 200	201 225	226 250	251 275			276 300	 
	120 <sup>1)</sup>										60.5	76		
	160													
	200													
	250													
	300													

1) smallest possible unit height 65 cm; smallest possible unit height with fly screen 75 cm

dimensions in cm

 =  optionally with fly screen

 = 





### Operation / Drive unit

	standard	optional
hard-wired motor	<input checked="" type="checkbox"/>	—
radio-controlled motor (433 MHz)	—	<input checked="" type="checkbox"/>
io radio-controlled motor	—	<input checked="" type="checkbox"/>

### Covers

	fabric range no.	standard	optional
sunsilk snc	324 xx / 328 xx / 369 xx	<input checked="" type="checkbox"/>	—
sunvas snc	310 xx / 311 xx 313 xx — 315 xx	<input checked="" type="checkbox"/>	—
sunsilk perla FR	374 xx	—	<input checked="" type="checkbox"/>
transolair	338 xx	—	<input checked="" type="checkbox"/>
vuscreen ALU	317 xx	—	<input checked="" type="checkbox"/>
vuscreen FR	318 xx	—	<input checked="" type="checkbox"/>
sunvas perla	370 xx	—	<input checked="" type="checkbox"/>

### Frame colours

	standard	optional
traffic white RAL 9016		
metallic aluminium RAL 9006		
grey brown, similar to RAL 8019		
non-standard powder-coated finish		

Colours similar to those in the RAL chart. Colours may differ slightly from those depicted in both hue and finish.

### Dimensions and tolerances


	width	drop
housing tolerances	+5 / -10	
blind cover width = overall width	-38	
blind cover length = unit height		-50 <sup>2)</sup> -75 <sup>3)</sup> -138 <sup>4)</sup>


2) standard version


dimensions in mm

3) with bottom profile to complete the frame

4) with fly screen

 = hard-wired motor

 = radio-controlled motor (433 MHz)

 = with tracfix

**M** = overall blind width

**M min.** = minimum width

**AH** = unit height

## Miscellaneous

	standard	optional
tracfix	✓	—
light and wind sensor	—	✓
bottom profile to complete the frame	—	✓
fly screen	—	✓

## Additional information

In the case of **motor operation** the awning will take approx. **15 seconds per metre to extend.**

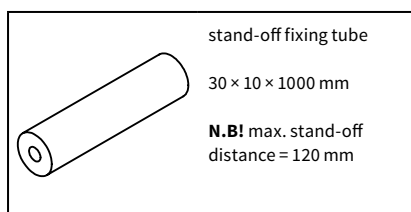
**N.B!** If the **motor is used continuously** it will **stop automatically** after 3 to 4 minutes **to prevent overheating.**

In the case of a **bank of blinds operating simultaneously**, the same speed of rotation of the motors cannot be guaranteed because of the internal tolerances of the motors.

Depending on the size of the blind, deflection may be in evidence in individual profiles and sections of profile which is completely unavoidable. This affects neither the functionality nor the durability of the awning.

This model is only available as a single unit.

## Fixtures, fittings and accessories



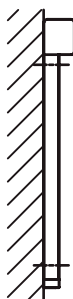
701668

## Fixture combinations / Fixture types

All brackets incur a surcharge

Fixture type

**8**



Face fixture

number of drill holes per guide rail

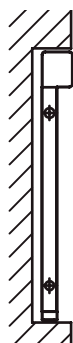
2 drill holes up to a unit height of 1200 mm

3 drill holes up to a unit height of 2200 mm

4 drill holes up to a unit height of 3000 mm

Fixture type

**9**



Lateral fixture in the reveal

number of drill holes per guide rail:

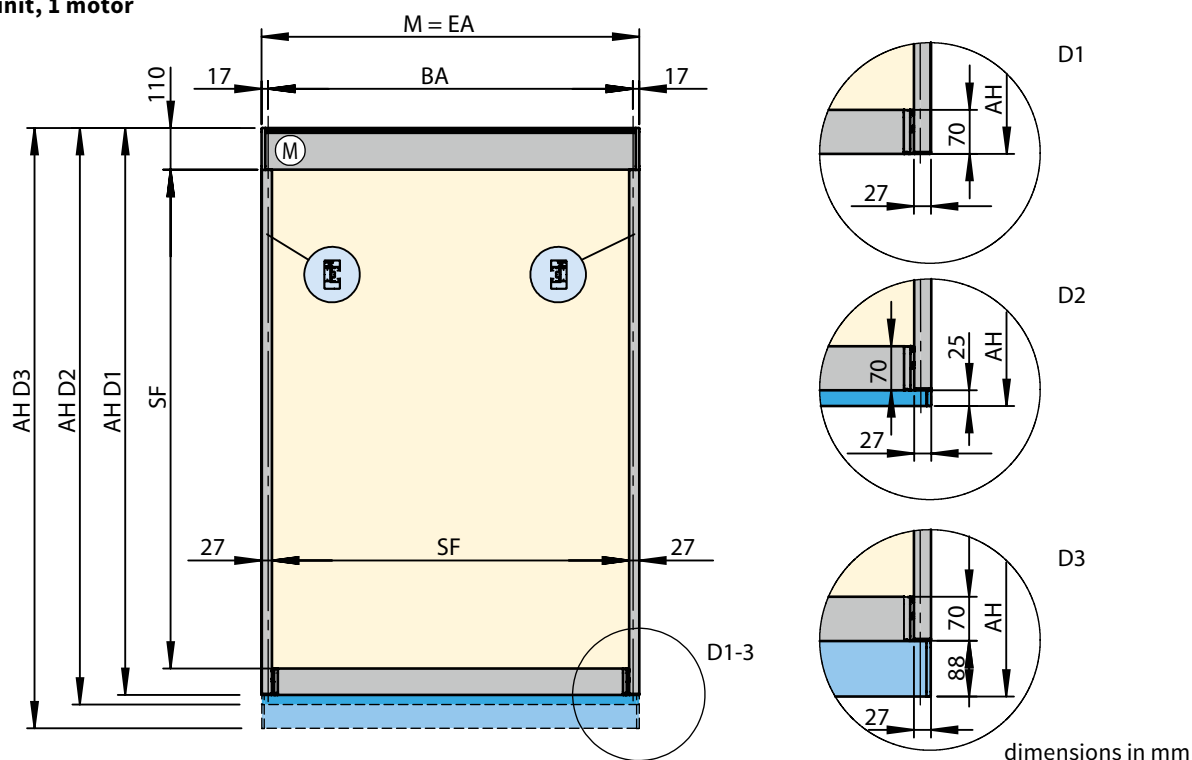
2 drill holes up to a unit height of 1200 mm

3 drill holes up to a unit height of 2200 mm

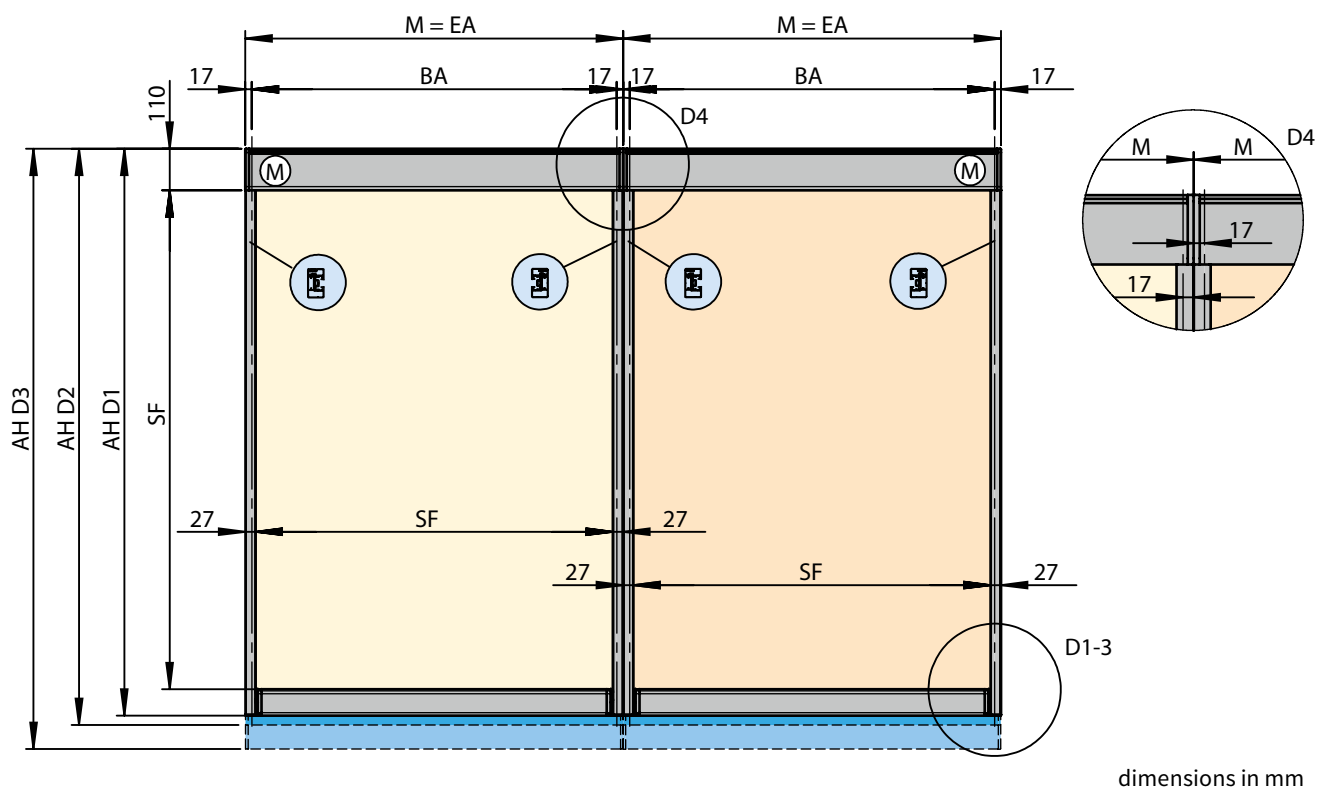
4 drill holes up to a unit height of 3000 mm

## Dimension overview markilux 620 tracfix

Single unit, 1 motor



2 single units, 2 motors



EA = single unit

M = blind width = order width

BA = width between fixture points

AH = unit height = order height

SF = visible cover area

Ⓜ = motor

D 1 = detail of the standard version

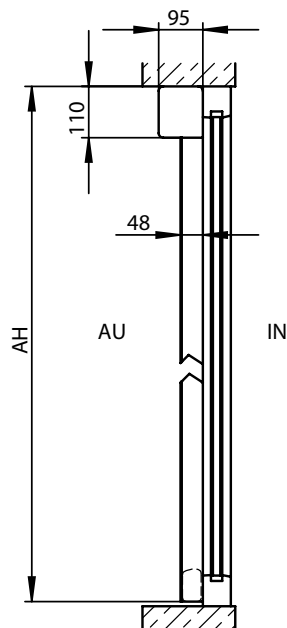
D 2 = detail of the version with optional bottom profile to complete the frame

D 3 = detail of the version with optional fly screen

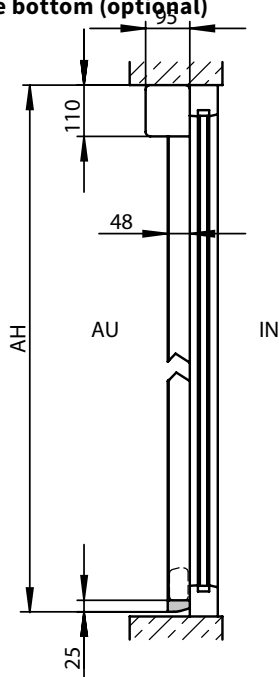
D 4 = detail of the dimensions at the contact point of 2 single units

## Dimension overview markilux 620 tracfix

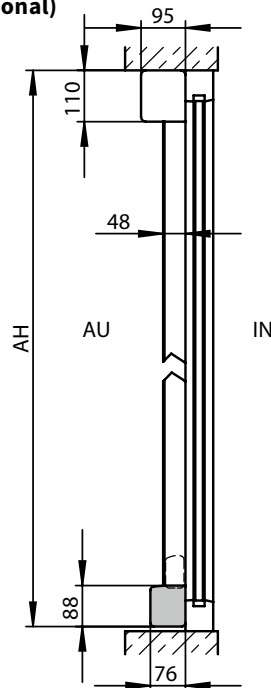
Standard



with completely sealed frame at the bottom (optional)

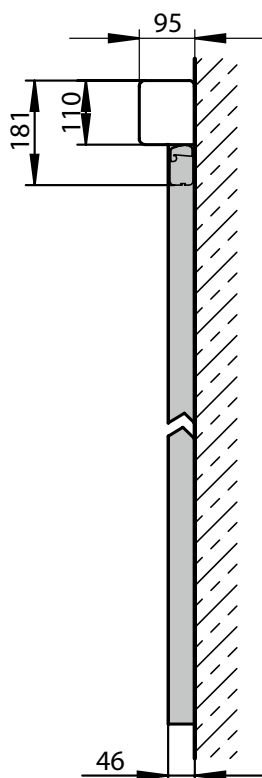


with fly screen (optional)

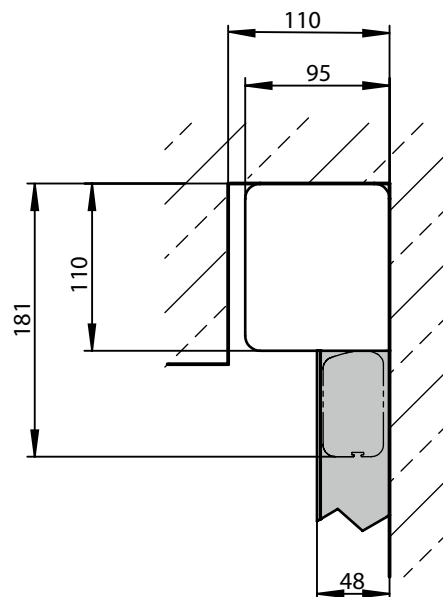
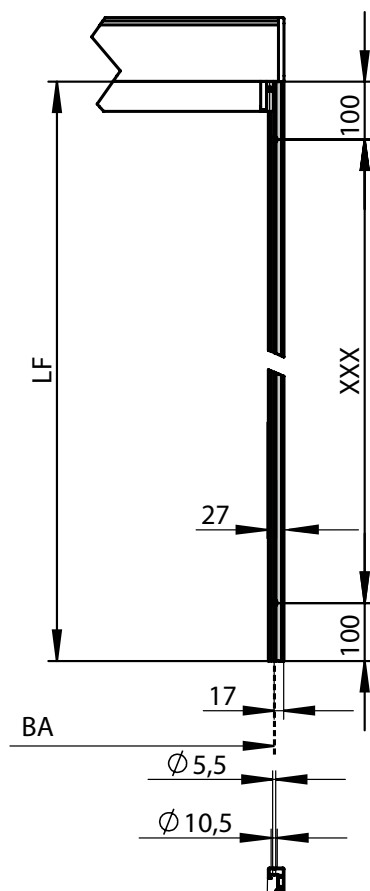


dimensions in mm

Fixture type 8 (face fixture)



Dimensions for reveal fixture of the cassette

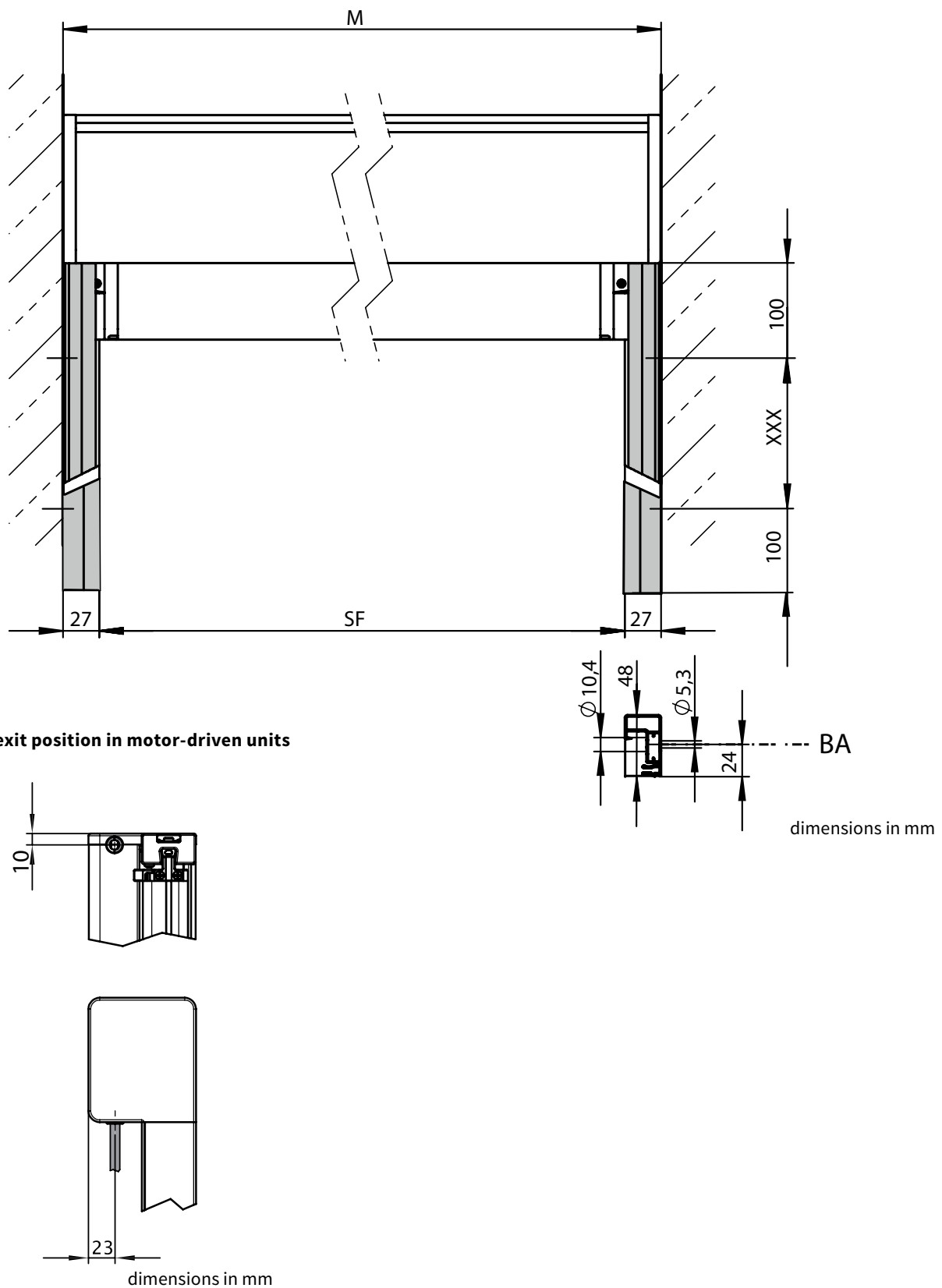


AH = unit height  
AU = exterior  
IN = interior

LF = length of guide rail  
XXX = even drill hole distribution  
BA = width between fixture points

## Dimension overview markilux 620 tracfix

Fixture type 9 (lateral fixture to the window reveal)



M = overall blind width

SF = visible cover area

XXX = even drill hole distribution

BA = width between fixture points